


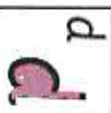
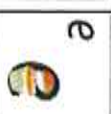
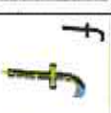














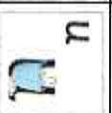







Rhymes for letter formation – taken from Read Write Inc.

a 	Around the apple and down the leaf.	b 	Down the bear to the base and around the eye.	c 	Curl around the caterpillar.	d 	Around the dinosaur's bottom, up his tail neck & down to his toes.	e 	Lift off the top and scoop out the egg.	f 	Down the stem and over the leaves.	g 	Around the giraffe, head, down her hair and give her a curl.	h 	Down the head, to his shoulder and over his back.	i 	Down the socky and cut for the head.	j 	Down his body, curl, cut for his head.	k 	Down the hanger's body, tail and leg.	l 	Down the long leg.	m 	Down Mavis's mountain, mountain.	n 	Down Nobby and over his feet.	o 	As around the orange.	p 	Down the pirates hat and around his neck.	qu 	Round her head, up past her earring, down her hair and kick.	r 	Down the robot's back and curl over his arm.	s 	Siftier down the snake.	t 	Down the tower, across the tower.	u 	Down and under, up to the top and over the puddle.	v 	Down a wing, up a wing.	w 	Down, up, down, up.	x 	Down the arm and leg, repeat the other side.	y 	Down a horn, up a horn and under head.	z 	Zig-zag-zig.
--	---	--	---	--	---------------------------------	--	---	--	---	--	--	---	---	---	---	---	--	---	--	---	---	---	-----------------------	--	--	--	----------------------------------	--	--------------------------	--	---	---	---	--	--	--	----------------------------	--	--------------------------------------	--	--	--	----------------------------	--	------------------------	--	--	--	--	--	--------------

At Ollie's we prepare our children for school and reading by using the Read Write Inc. scheme. These useful rhymes help our children with their letter formation and can be practised at home. For more information on the way we say our sounds, please check out the video on YouTube:

<https://www.youtube.com/watch?v=EYx1CYDMZSc>